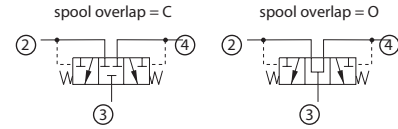


OPERATION

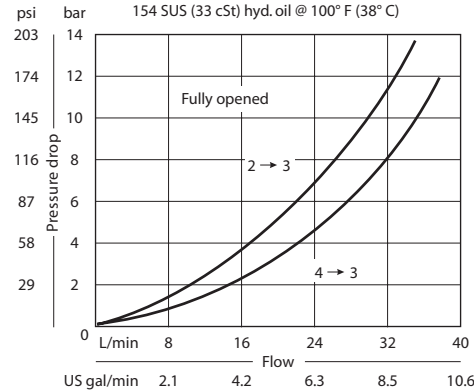
This valve has an internally piloted spool that directs flow from the lower pressure inlet, 2 or 4, to the output at 3.

Schematic



SPECIFICATIONS

Theoretical performance

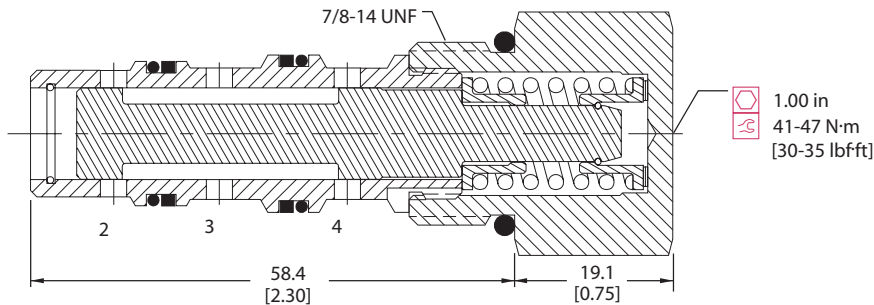


Specifications

Rated pressure	350 bar [5075 psi]
Rated flow at 7 bar [100 psi]	25 l/min [7 US gal/min]
Leakage	82 cm ³ /min [5 in ³ /min] @ 207 bar [3000 psi]
Weight	0.15 kg [0.34 lb]
Cavity	SDC10-4

DIMENSIONS
mm [in]

Cross-sectional view



ORDERING INFORMATION

CP720 - 3 - B - 8S - 080 - C

Seals
 B = Buna-N
 V = Viton

Seal kit
 11032943
 11032944

Housing and ports
 0 = No Housing
 L3B = AL, 3/8 BSP
 L4B = AL, 1/2 BSP
 6S = AL, #6 SAE
 8S = AL, #8 SAE
 Other housings available

Housing P/N
 No Housing
 SDC10-4-L-3B
 SDC10-4-L-4B
 CP10-4-6S-X1
 CP10-4-8S-X1

Spool overlap
 O = Open
 C = Closed

Shift pressure
 bar [psi]
 050 = 3.4 [50]
 080 = 5.5 [80]